

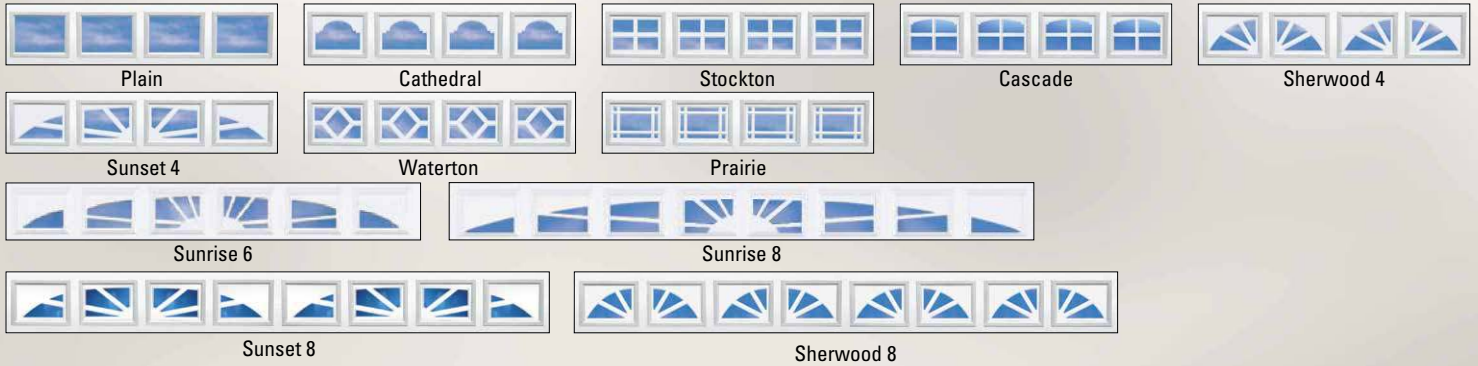
The Look of Refinement

The Patrician Series by Safe-Way offers the beauty and elegance of the “carriage house” look along with the quality, durability, and noise reducing benefits of insulation surrounded by two steel skins. These quality steel constructed doors feature an authentic wood-like design and are available with multiple window and decorative hardware options.


Make a Statement.



Standard | Raised Panel

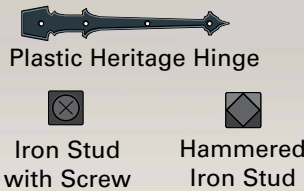


Long Ranch | Raised Panel



Decorative Hardware


Hinges



Handles



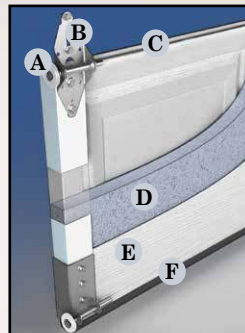
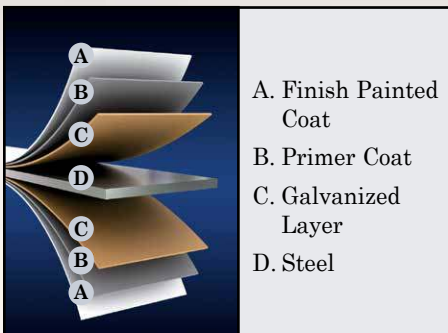
Section Colors



Features

- Four steel strap hinges and two steel handles are provided on all doors. Additional items are optional.
- Ten window options are available to complement the architectural style of your home.
- Doors are available in white, brown, hunter green, almond, sandtone, desert tan, and bronze and may be painted to match any color trim.

Construction



Distributed by:



As Safe-Way Door constantly strives to improve our product, all specifications listed in this informative brochure are subject to change without notice or obligation. Printed color may vary from actual color, please check with your local dealer for color swatches.
 8-15



3814 East U.S. 30 • Warsaw, IN 46580
 574-267-4861 • Fax: 574-267-2871
 safewaydoor.com